

ULTRX WIFI, TYPE 4X

INDUSTRY STANDARDS

UL 508A Listed; Type 4, 4X, 12, 13; File No. E61997
 cUL Listed per CSA C22.2 No 94; Type 4, 4X, 12, 13; File No. E61997
 Enclosure flammability rating per UL 508
 Window flammability rating per UL 508

NEMA/EEMAC Type 4, 4X, 12, 13
 CSA File No. LR42186: Type 4, 4X, 12, 13
 IEC 60529, IP66
 Cabinets with solid doors are plenum rated.

APPLICATION

Ideal for locations such as tunnels, floor vaults, marinas, outside walls or rooftops, the lightweight ULTRX fiberglass WiFi cabinet does not impede WiFi or WLAN signals and has optional rack angles that can be added to support 19-in. rack-mount equipment.

FEATURES

- Compression-molded fiberglass material has excellent temperature and chemical resistance qualities and exhibits outstanding physical properties, including high-impact resistance
- Exterior surface is painted for enhanced UV protection
- Fiberglass is easily punched, drilled, filed or sawed
- Gasket assures watertight and dust-tight seal
- Enclosure may be rotated 180 degrees for left and right hinging
- Molded-in drip shields are standard with each enclosure
- Impact-resistant polycarbonate window is permanently bonded in place
- Fiberglass mounting brackets and stainless steel attachment screws are provided with each enclosure
- Unique hinge design allows for standard 180-degree door opening with a maximum opening of 270 degrees
- Door hinges are replaceable
- Type 316 stainless steel quarter-turn latch. Optional keylocking or padlocking handle available.
- Molded-in DIN bosses
- Molded bosses on door provide additional mounting provisions
- Integral mounting rails provide infinite panel adjustment front to back
- Optional data pocket is high-impact thermoplastic
- Material is halogen free
- Includes a 3/4-in. plywood panel for mounting equipment

FINISH

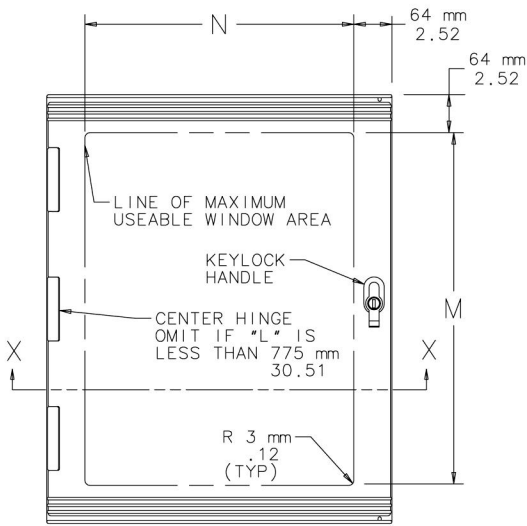
Standard exterior surface painted light-gray acrylic enamel for enhanced UV protection.

BULLETIN: DWS12
Standard Product

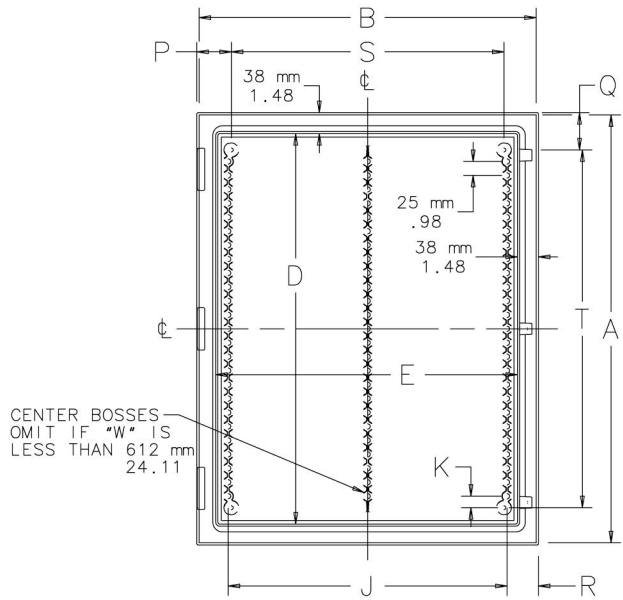
Catalog Number	AxBxC mm/in.	Door Type	Internal Dimensions A x B x C mm/in.	Panel	Panel Size D x E mm/in.	Mounting G x H mm/in.	Window Size								
							M x N mm/in.	F mm/in.	J mm/in.	K mm/in.	P mm/in.	Q mm/in.	R mm/in.	S mm/in.	T mm/in.
DU606030P	608 x 595 x 321	Solid	608 x 595 x 321	A24P24WD	533 x 533	555 x 568	498 x 486	287	500	21	62	68	56	489	489
	23.94 x 23.43 x 12.64		23.94 x 23.44 x 12.64		21.00 x 21.00	21.86 x 22.36	19.62 x 19.12	11.31	19.68	0.81	2.43	2.68	2.21	19.25	19.25
DU606030WP	608 x 595 x 321	Window	608 x 595 x 321	A24P24WD	533 x 533	555 x 568	498 x 486	287	500	21	62	68	56	489	489
	23.94 x 23.43 x 12.64		23.94 x 23.44 x 12.64		21.00 x 21.00	21.86 x 22.36	19.62 x 19.12	11.31	19.68	0.81	2.43	2.68	2.21	19.25	19.25

Wood panel included with enclosure. Optional steel panels must be ordered separately.

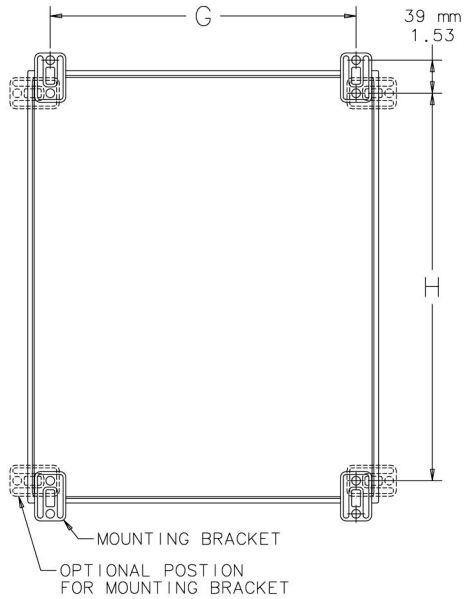
Window size applies to window door cabinets only.



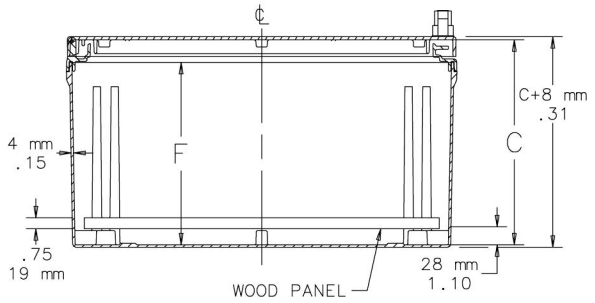
FRONT VIEW



FRONT VIEW WITH DOOR REMOVED



BACK VIEW



SECTION X-X

87792468

ULTRX PANEL

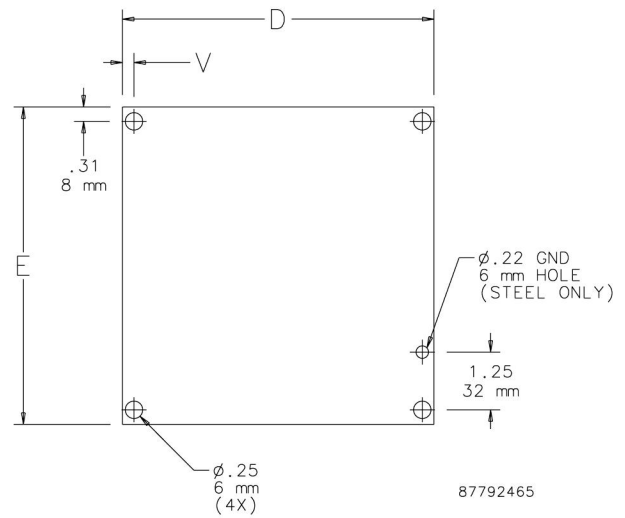


Panels are available in both steel and wood. Steel panels are 14 gauge steel and have a white finish. Panels have two .75-in. (19-mm) high edge flanges and require the Panel Bracket Kit, catalog number UUPB, to mount in the enclosure. Wood panels are 3/4-in. plywood and are unfinished. Wood panels are supplied with the enclosures.

BULLETIN: DWS12, PNLWM

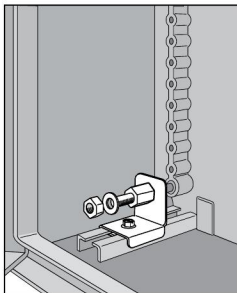
Catalog Number	Material	D mm/in.	E mm/in.	V mm/in.
A24P24	Steel	533 21.00	533 21.00	6 .25
A24P24WD	Wood	533 21.00	533 21.00	6 .25

Requires UUPB Panel Bracket Kit to mount steel panel in cabinet.



87792465

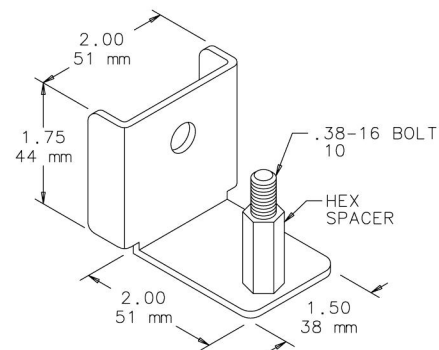
PANEL BRACKET KIT



Panel Bracket Kit is used with steel panels and permits panel adjustment from front to rear. Fits all ULTRX sizes. Mounts on integrally molded body rail. Brackets are plated steel. All mounting hardware is included. *Note: Front mounting position is approximately 140mm/5.5 in. back on 400mm enclosures.*

BULLETIN: UX1Y

Catalog Number	Description	Pkg. Qty.
UUPB	ULTRX Panel Bracket Kit	4



87792343

SCREW INSERT KIT

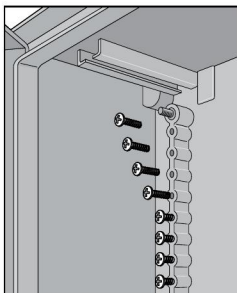


Brass threaded inserts (10-32) with plated screws. Used on door bosses and DIN bosses.

BULLETIN: UX1Y

Catalog Number	Description	Kit Qty.
UUMH2	Screw Insert Kit	4 inserts and 4 screws

SELF-TAPPING SCREWS

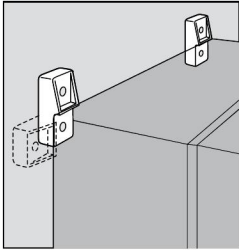


Plated screws (1/4-15 x .88) mount panels and accessories to DIN bosses on back of enclosure.

BULLETIN: UX1Y

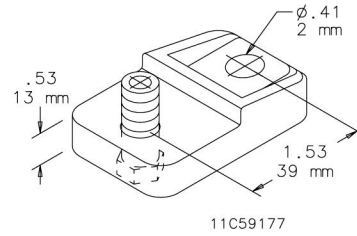
Catalog Number	Description	Pkg. Qty.
UUMH1	Self-Tapping Screws	10

ULTRX MOUNTING BRACKET KIT



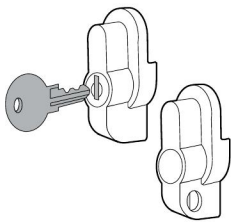
Kit is field-installable. Corrosion-resistant fiberglass material. Type 316 stainless steel mounting hardware is included. Four mounting brackets per kit.

BULLETIN: UX1Y



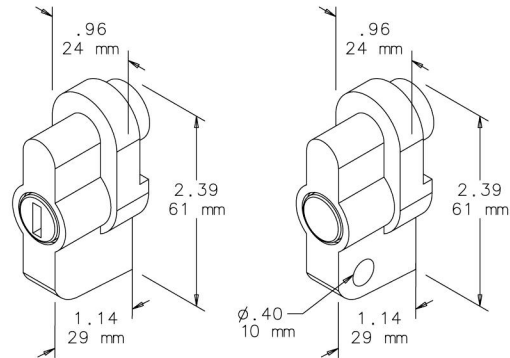
Catalog Number	Description	Kit Qty.
UUMF	Mounting Bracket Kit	4

KEYLOCK KIT AND PADLOCK KIT



Keylock Kit or pushbutton-style Padlock Kit is easily inserted in latch hole to prevent unauthorized personnel from gaining access to enclosure contents. Each kit is fully assembled for easy installation in the field. Type 316 stainless steel construction.

BULLETIN: UX1Y



Keylock Kit

Padlock Kit

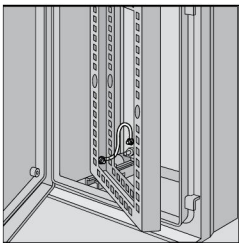
87792346

Catalog Number	Description
UUHKL	Keylock Kit
UUHPL	Padlock Kit

UUHKL: Internal key components are not stainless steel.

UUHPL: Handles maintain UL 508A, Type 3, 4, 4X and 12 when properly installed on a Hoffman enclosure. Set up for 1/4-in. or 3/8-in. padlock.

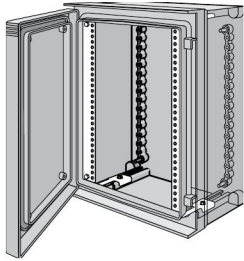
GROUNDING DEVICE



Grounding Device provides a means to attach a grounding conductor to an ULTRX Swing-Out Panel or Swing-Out Frame. Includes all installation hardware and instructions.

BULLETIN: UX1Y

Catalog Number	Description
UUGK	ULTRX Grounding Device

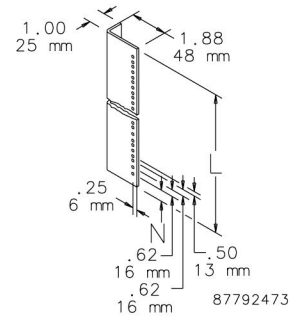
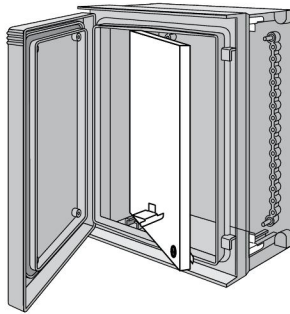
RACK ANGLES (TYPE RA)


Pairs of full-length rack-mounting angles are available for mounting 1-in. (483-mm) rack-mounted equipment. Type RA angles are 14 gauge steel with .281-in. (7-mm) diameter mounting holes, spaced per EIA standard RS-310-D (universal spacing). Use Clip Nut Package (AN1032) to provide tapped holes at desired locations. Angles and mounting hardware are plated steel. Mounting hardware is furnished.

BULLETIN: UX1Y

Catalog Number	Fits A x B mm/in.	L mm/in.	N mm/in.	Rack Units	Pkg. Qty.
UURA6060	610 x 610 24.00 x 24.00	552 21.75	10 .38	12	2
UURA7560	762 x 610 30.00 x 24.00	705 27.75	19 .75	15	2

Use UURA6060 with DATACOM ULTRX Fiberglass Type 4X WiFi Cabinet.


SWING-OUT PANEL


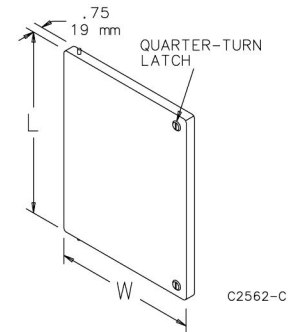
Installs front-mounted panels in ULTRX fiberglass enclosures. The front-mounted swing panel complements window-door units and is suited for any application requiring a display of gauges, dials or any type of control equipment monitor. Made of 14 gauge plated steel. Easy installation; no drilling required. Fully adjustable front to rear. Panel and mounting hardware included.

Note: Front mounting position is approximately 140mm/5.5 in. back on 400mm enclosures.

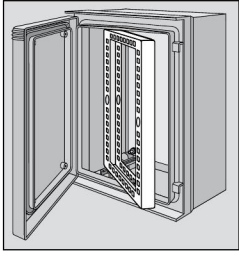
BULLETIN: UX1Y

Catalog Number	Fits A x B mm/in.	L mm/in.	W mm/in.
UU5040SP	513 x 413 20.20 x 16.26	432 17.00	330 12.99
UU6050SP	625 x 513 24.61 x 20.20	536 21.10	432 17.00
UU6060SP	625 x 612 24.61 x 24.09	540 21.25	535 21.08
UU7560SP	775 x 612 30.51 x 24.09	687 27.05	535 21.08
UU10080SP	1025 x 825 40.35 x 32.48	935 36.80	737 29.00

Use UU6060SP with DATACOM ULTRX Fiberglass Type 4X WiFi Cabinet.



SWING FRAME

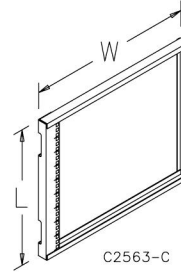


Swing Frame provides 19-in. rack-mounting capabilities with U-Style (Type RA) mounting hole pattern. Quarter-turn latch has 100-degree swing. Adjustable mounting provision. 14 gauge plated steel. Includes mounting hardware. Swing frame maintains enclosure rating if properly installed in a Hoffman enclosure.
Note: Front mounting position is approximately 140mm/5.5 in. back on 400mm enclosures.

BULLETIN: UX1Y

Catalog Number	Fits A x B mm/in.	L mm/in.	W mm/in.	Rack Units
UU6060SF	610 x 610 24.00 x 24.00	540 21.25	535 21.08	11
UU7560SF	762 x 610 30.00 x 24.00	687 27.05	535 21.08	14

Use UU6060SF with DATACOM ULTRX Fiberglass Type 4X WiFi Cabinet.



C2563-C